




DC 4020-03



SIZE :

40x40x20mm (1.57"x1.57"x0.79")

CONSTRUCTION :

Glass fiber reinforced plastic:
Impeller and housing PBT are UL 94V-0 rating

OPERATING TEMPERATURE :

Ball bearing -30°C to +75°C
Sleeve bearing -10°C to +70°C

INSULATION RESISTANCE :

10meg Ohm min. at 500 VDC
(between frame and terminal)

DIELECTRIC STRENGTH :

5mA max. at 500 VAC 60Hz one minute
(between frame and terminal)

FUNCTION :

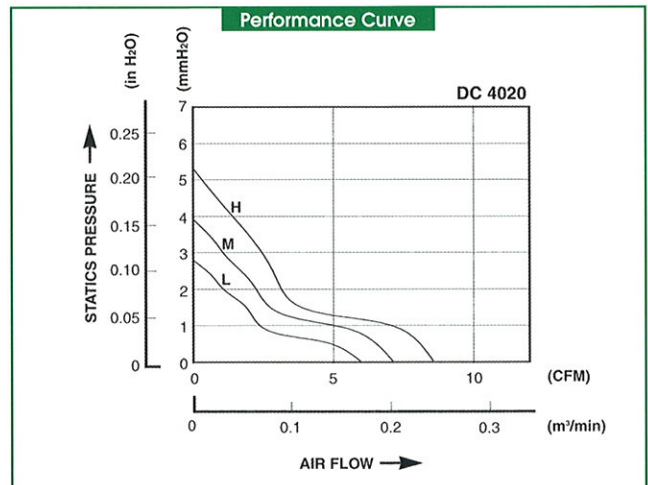
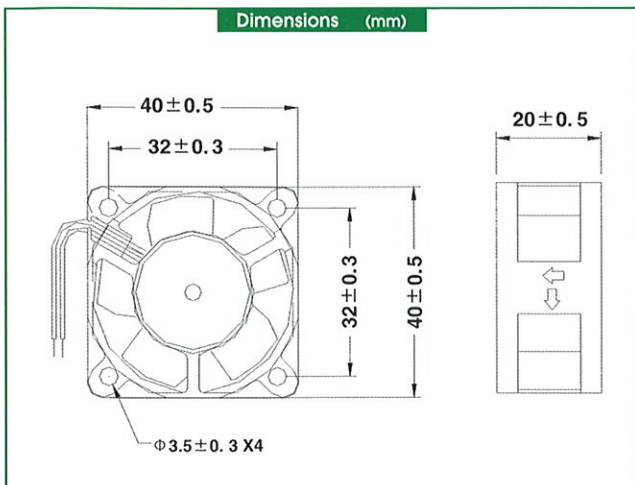
frequency generator signal option

WEIGHT :

40 grams Specifications are subject to change without notice

Specifications

MODEL NO.	BEARING	RATED VOLTAGE	OPERATING VOLTAGE RANGE	RATED CURRENT	RATED INPUT POWER	SPEED R.P.M.	MAX. AIR FLOW		MAX. AIR PRESSURE		NOIS dB-A
		VDC	V	A	W		m³/min	CFM	mmH₂O	IN H₂O	
BP402005L-03	Ball	05	4.5 - 5.7	0.12	0.60	5000	0.2	6.4	2.8	0.1	26.7
SP402005L-03	Sleeve										
BP402005M-03	Ball	05	4.5 - 5.7	0.20	1.00	6000	0.2	7.2	3.4	0.1	28.4
SP402005M-03	Sleeve										
BP402005H-03	Ball	05	4.5 - 5.7	0.25	1.25	7000	0.2	8.5	4.9	0.2	32.7
SP402005H-03	Sleeve										
BP402012L-03	Ball	12	10.2-13.8	0.08	0.96	5000	0.2	6.4	2.8	0.1	26.7
SP402012L-03	Sleeve										
BP402012M-03	Ball	12	7-13.8	0.10	1.20	6000	0.2	7.2	3.4	0.1	28.4
SP402012M-03	Sleeve										
BP402012H-03	Ball	12	7-13.8	0.16	1.92	7000	0.2	8.5	4.9	0.2	32.7
SP402012H-03	Sleeve										
BP402012HH-03	Ball	12	10.2-13.8	0.20	2.40	8000	0.3	9.8	5.7	0.2	35.2
SP402012HH-03	Sleeve										





SIZE :
40x40x20mm (1.57"x1.57"x0.79")

CONSTRUCTION :
Glass fiber reinforced plastic:
Impeller and housing PBT are UL 94V-0 rating

OPERATING TEMPERATURE :
Ball bearing - 30°C to +75°C
Sleeve bearing - 10°C to +70°C

INSULATION RESISTANCE :
10meg Ohm min. at 500 VDC
(between frame and terminal)

DIELECTRIC STRENGTH :
5mA max. at 500 VAC 60Hz one minute
(between frame and terminal)

FUNCTION :
frequency generator signal option

WEIGHT :
40 grams

Specifications

Specifications are subject to change without notice

MODEL NO.	BEARING	RATED VOLTAGE	OPERATING VOLTAGE RANGE	RATED CURRENT	RATED INPUT POWER	SPEED R.P.M.	MAX. AIR FLOW		MAX. AIR PRESSURE		NOIS dB-A
		VDC	V	A	W		m³min	CFM	mmH₂O	IN H₂O	
BP402024L-03	Ball	24	20.4-27.6	0.10	2.40	5000	0.2	6.4	2.8	0.1	26.7
SP402024L-03	Sleeve										
BP402024M-03	Ball	24	20.4-27.6	0.13	3.12	6000	0.2	7.2	3.4	0.1	28.4
SP402024M-03	Sleeve										
BP402024H-03	Ball	24	20.4-27.6	0.18	4.32	7000	0.2	8.5	4.9	0.2	32.7
SP402024H-03	Sleeve										
BP402024HH-03	Ball	24	20.4-27.6	0.20	4.80	8000	0.3	9.8	5.7	0.2	35.2
SP402024HH-03	Sleeve										

